

Temat – Farm animals – zwierzęta na farmie

W tym tygodniu poznamy nazwy zwierząt żyjących na farmie. Niezbędne słownictwo znajdą Państwo pod tym adresem:


https://www.youtube.com/watch?v=Z-4lUITk5Wc&feature=emb_title

Małym odkrywcom lubiącym rozwiązywać zagadki polecam również film:

<https://www.youtube.com/watch?v=vIwANqXSKm8>

Znajdą tu Państwo wiele zagadek w języku angielskim związanych z wyglądem zwierząt wiejskich i ich umiejętnościami.

Poniżej znajdą Państwo mini słowniczek dla najmłodszych.



Przygotowałam dla dzieci kilka piosenek, które można śpiewać w wolnym czasie – szczególnie polecam te z odgłosami zwierząt wiejskich. Zabawy dźwiękonaśladowcze zawsze sprawiają dzieciom wile radości.

Old MacDonald had a farm https://youtu.be/_6HzoUcx3eo

Old MacDonald had a farm. E-I-E-I-O.
And on that farm he had a pig. E-I-E-I-O.
With an oink oink here.
And an oink oink there.
Here an oink.
There an oink.
Everywhere an oink oink.
Old MacDonald had a farm. E-I-E-I-O.

Old MacDonald had a farm. E-I-E-I-O.
And on that farm he had a duck. E-I-E-I-O.
With a quack quack here.
And a quack quack there.
And an oink oink here.
And an oink oink there.
Old MacDonald had a farm. E-I-E-I-O.

Old MacDonald had a farm. E-I-E-I-O.
And on that farm he had a horse. E-I-E-I-O.
With a neigh neigh here.
And a neigh neigh there.
And a quack quack here.
And a quack quack there.
And an oink oink here.
And an oink oink there.
Old MacDonald had a farm. E-I-E-I-O.

Old MacDonald had a farm. E-I-E-I-O.
And on that farm he had a sheep. E-I-E-I-O.
With a baaabaaa here.
And a baaabaaa there.
And a neigh neigh here.
And a neigh neigh there.
And a quack quack here.
And a quack quack there.

And an oink oink here.
And an oink oink there.
Old MacDonald had a farm. E-I-E-I-O.

Old MacDonald had a farm. E-I-E-I-O.
And on that farm he had a cow. E-I-E-I-O.
With a moo moo here.
And a moo moo there.
And a baaabaaa here.
And a baaabaaa there.
And a neigh neigh here.
And a neigh neigh there.
And a quack quack here.
And a quack quack there.
And an oink oink here.
And an oink oink there.
Old MacDonald had a farm. E-I-E-I-O.

Old MacDonald had a farm. E-I-E-I-O.
And on that farm he had a turkey. E-I-E-I-O.
With a gobble-gobble here,
And a gobble-gobble there,
And a moo moo here.
And a moo moo there.
And a baaabaaa here.
And a baaabaaa there.
And a neigh neigh here.
And a neigh neigh there.
And a quack quack here.
And a quack quack there.
And an oink oink here.
And an oink oink there.
Old MacDonald had a farm. E-I-E-I-O.
E-I-E-I-O.

BINGO https://youtu.be/9mmF8zOlh_g

There was a farmer had a dog
and Bingo was his name-o.
B-I-N-G-O
B-I-N-G-O
B-I-N-G-O
And Bingo was his name-o.

Clap!

There was a farmer had a dog
and Bingo was his name-o.
* - I - N - G - O
* - I - N - G - O
* - I - N - G - O
And Bingo was his name-o.

Pat your legs!

There was a farmer had a dog
and Bingo was his name-o.
* - * - N - G - O
* - * - N - G - O
* - * - N - G - O
And Bingo was his name-o.

Pat your tummy!

There was a farmer had a dog
and Bingo was his name-o.
* - * - * - G - O

Tutaj znajdują się obrazki z instrukcjami kiedy wykonać dany ruch w piosence:
<https://supersimple.com/downloads/bingo-play-with-it-flashcards.pdf>

Good morning, Mr. Rooster. <https://youtu.be/1Ziku4FLka4>

Good morning. Good morning.
Good morning to you.
Good morning, Mr. Rooster.
Cock-a-doodle-doo.

Good morning. Good morning.
Good morning to you.
Good morning, Mr. Rooster.
Cock-a-doodle-doo.

Cock-a-doodle-doo. Cock-a-doodle-doo. Cock-a-doodle-doo!
Good morning to you!

* - * - * - G - O
* - * - * - G - O
And Bingo was his name-o.

Pat your head!

There was a farmer had a dog
and Bingo was his name-o.
* - * - * - * - O
* - * - * - * - O
* - * - * - * - O
And Bingo was his name-o.

Jump!

There was a farmer had a dog
and Bingo was his name-o.
* - * - * - * - *
* - * - * - * - *
* - * - * - * - *
And Bingo was his name-o.

B - I - N - G - O
B - I - N - G - O
B - I - N - G - O
And Bingo was his name-o.

Propozycje zabaw w domu:

Which one is missing? – rozkładamy karty obrazkowe przedstawiające zwierzęta na dywanie. Dzieci zamykają oczy. R: close your eyes. Abracadabra, abracadabra, one, two, three.. open your eyes. Which one is missing? Zadaniem dzieci jest odgadnięcie jakiego obrazka brakuje.

Magic eye – rozkładamy karty obrazkowe na dywanie. Nazywamy wszystkie zwierzątka po kolei. Następnie odwracamy do dołu jedną kartę i ponownie nazywamy wszystkie zwierzątka razem z tą zasłoniętą. Potem znowu odwracamy drugą kartę i znowu nazywamy wszystkie karty razem z dwoma odwróconymi. Potem odwracamy trzecią, czwartą, itd. Dzieci próbują zapamiętać wszystkie odwrócone obrazki.

„Simon says” – Rodzic podaje komendy poprzedzone słowami „Simon says...”, wykonując jednocześnie podaną komendę: Show me a duck, Show me a horse, itd. Dziecko wykonuje komendę tylko jeżeli jest ona poprzedzona słowami „Simon says...”.

What’s this? Rodzic podaje nazwę zwierzątka i przedstawia obrazek. Zadaje pytanie np. Is it a dog? Is it a cat? Odpowiedzi: No it isn’t. / Yes it is.

Materiały dodatkowe:

<https://easyenglishland.files.wordpress.com/2020/03/farm-and-domestic-animals-sc582owniczek-obrazkowy.pdf>

https://drive.google.com/file/d/1HOLw8YJONTzBwo_AUOeCiwPX72nNQKR7/view - gra planszowa


https://drive.google.com/file/d/1nLhBUy9Hb9CuE5yh00yiMfI_GO7dvIJ8/view?usp=sharing

https://drive.google.com/file/d/1MBMc9LocTuNaCr_gkIif7LtqoCoBaZ89/view?usp=sharing

<https://drive.google.com/file/d/12Le-RfQ25SN54ozyF5Ccx9CHJVvsop7T/view?usp=sharing>

<https://drive.google.com/file/d/1ShdQNZVH6Llp2R-CR4xTpWliXYaHSscd/view?usp=sharing>


FARM AND DOMESTIC ANIMALS



HORSE




DUCK




CAT



PIG



DOG



COW

Justyna Zimoń

Jeśli mają Państwo jakieś pytania to proszę się ze mną kontaktować mailowo:
justyna.zima@gmail.com